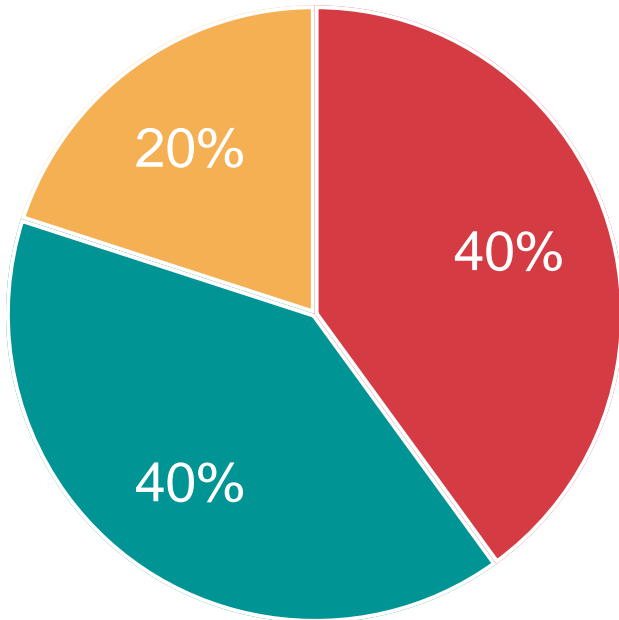


WILD THINKERS FORUM

A CASE FOR CHANGE

The Destination



- 40 percent of adult Oregonians have earned a bachelor's degree or higher;
- 40 percent of adult Oregonians have earned an associate's degree or postsecondary credential as their highest level of educational attainment; and
- 20 percent of all adult Oregonians have earned at least a high school diploma, an extended or modified high school diploma, or the equivalent of a high school diploma as their highest level of educational attainment.

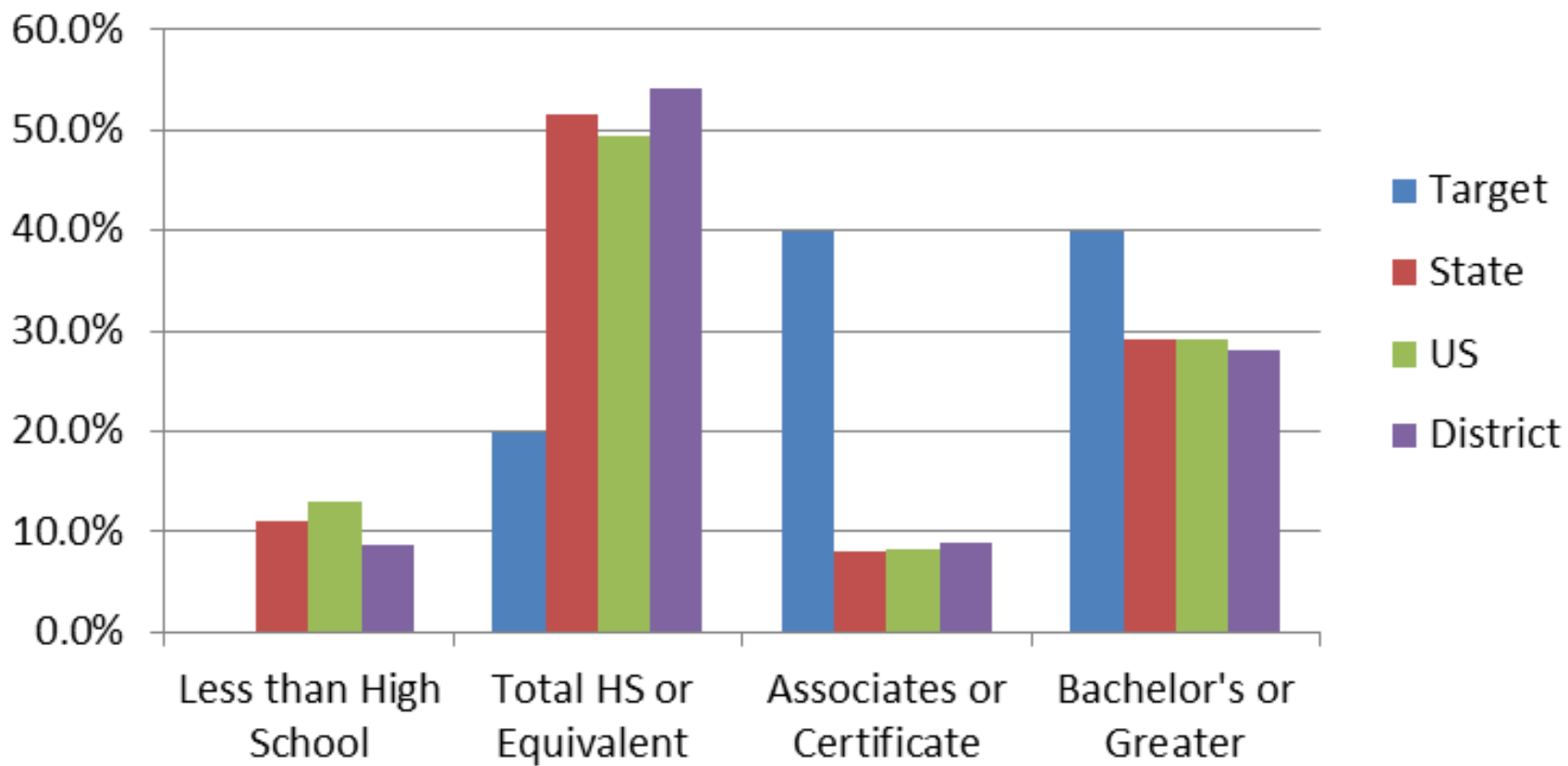
40-40-20..... BUT WHY?

“To provide an education that enables all of us to participate in, contribute to, and benefit from the cultural richness and economic vitality of our communities.”

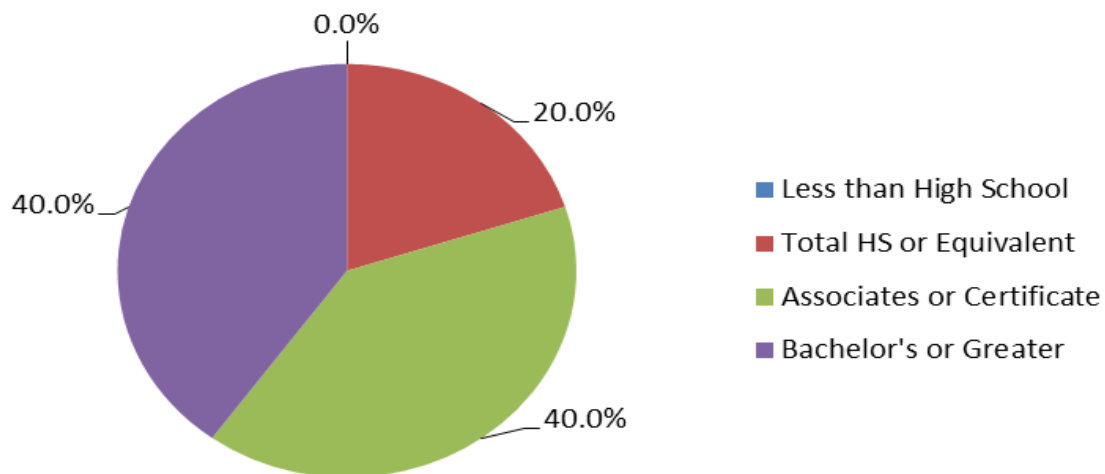
...my paraphrase of our Mission, and summary of our Core Themes



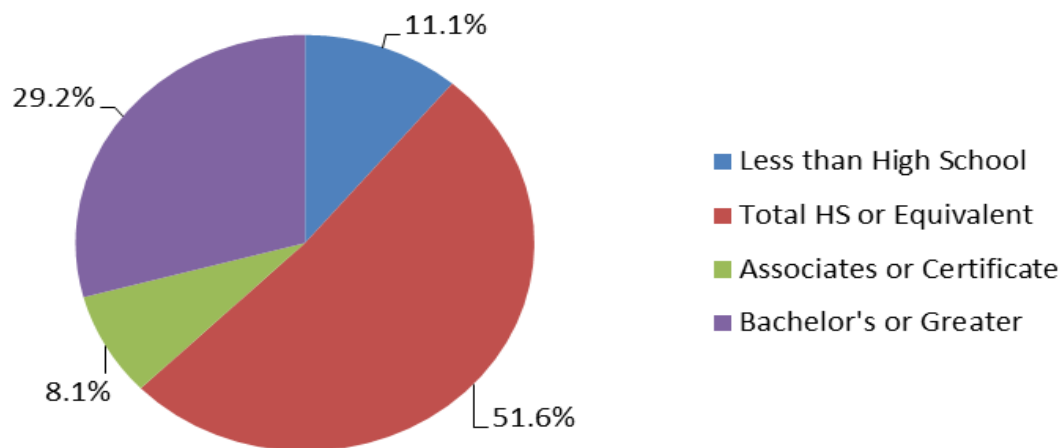
40-40-20: Target and Reality



Target



State - Actual



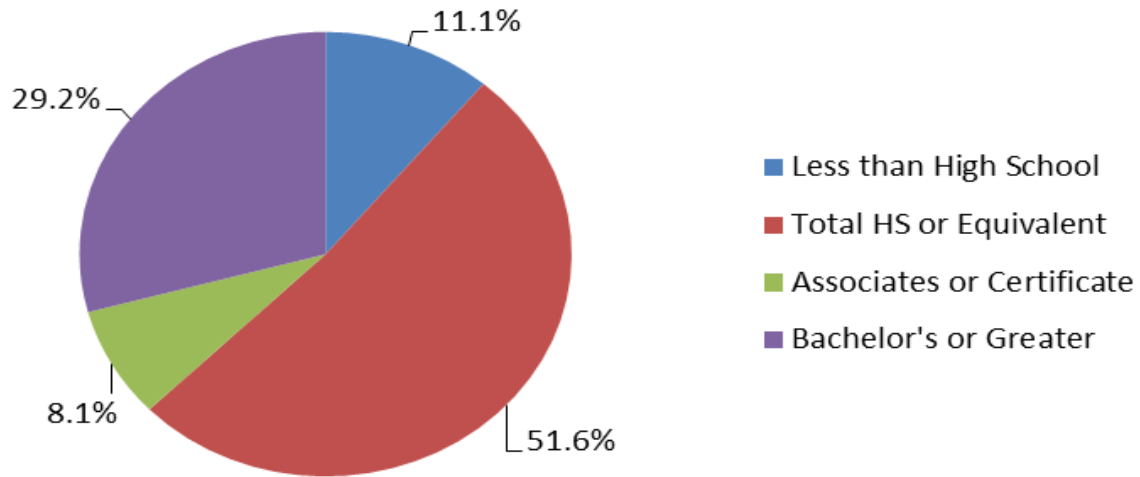
SO

**HOW ARE WE GOING TO INCREASE THE
NUMBER OF LBCC GRADUATES?**

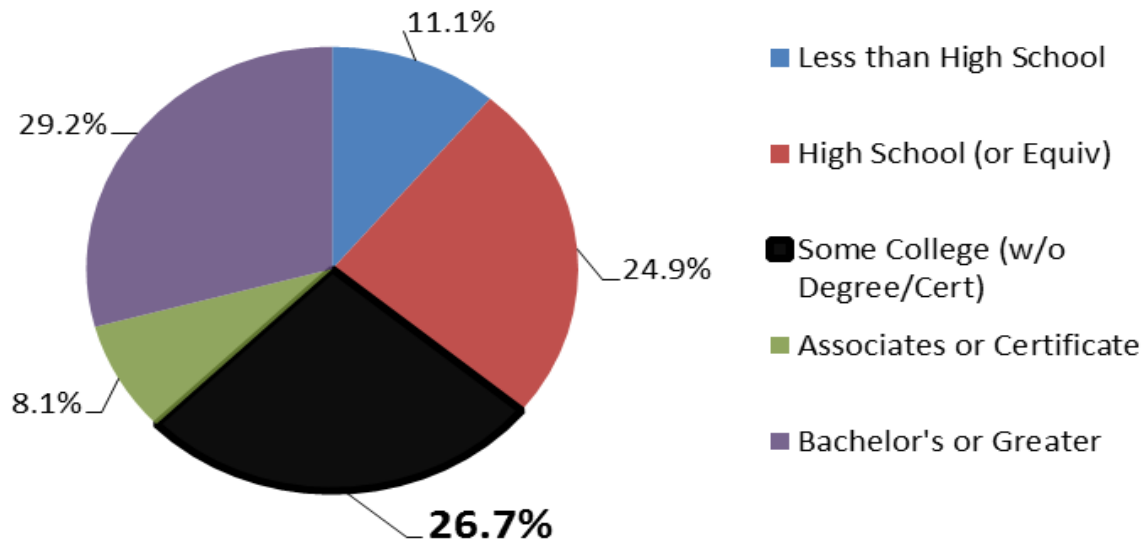
BAD AND/OR UNLIKELY OPTIONS.... BUT THE ONLY ONES WE HAVE HISTORICALLY CONSIDERED

State of Oregon Community Colleges	Actual 2010 data (except 2009 Completions)	50% Increase in Completions (assuming current public funding/FTE)	50% Increase in Completions (assuming current public funding)
Public Funds	\$ 354,329,184	\$ 531,493,776	\$ 354,329,184
FTE (excludes CE & NonReim)	121,815	182,723	182,723
Public Funds/FTE	\$ 2,908.75	\$ 2,908.75	\$ 1,939.17
Degrees Completed	14,374	21,561	21,561
Credits/Degree	381	381	381
Public Funds/Degree	\$ 24,650.41	\$ 24,650.41	\$ 16,433.61
Completions per 100 FTE	11.80	11.80	11.80

State - Actual



State - HS detail



OUR CURRENT REALITY

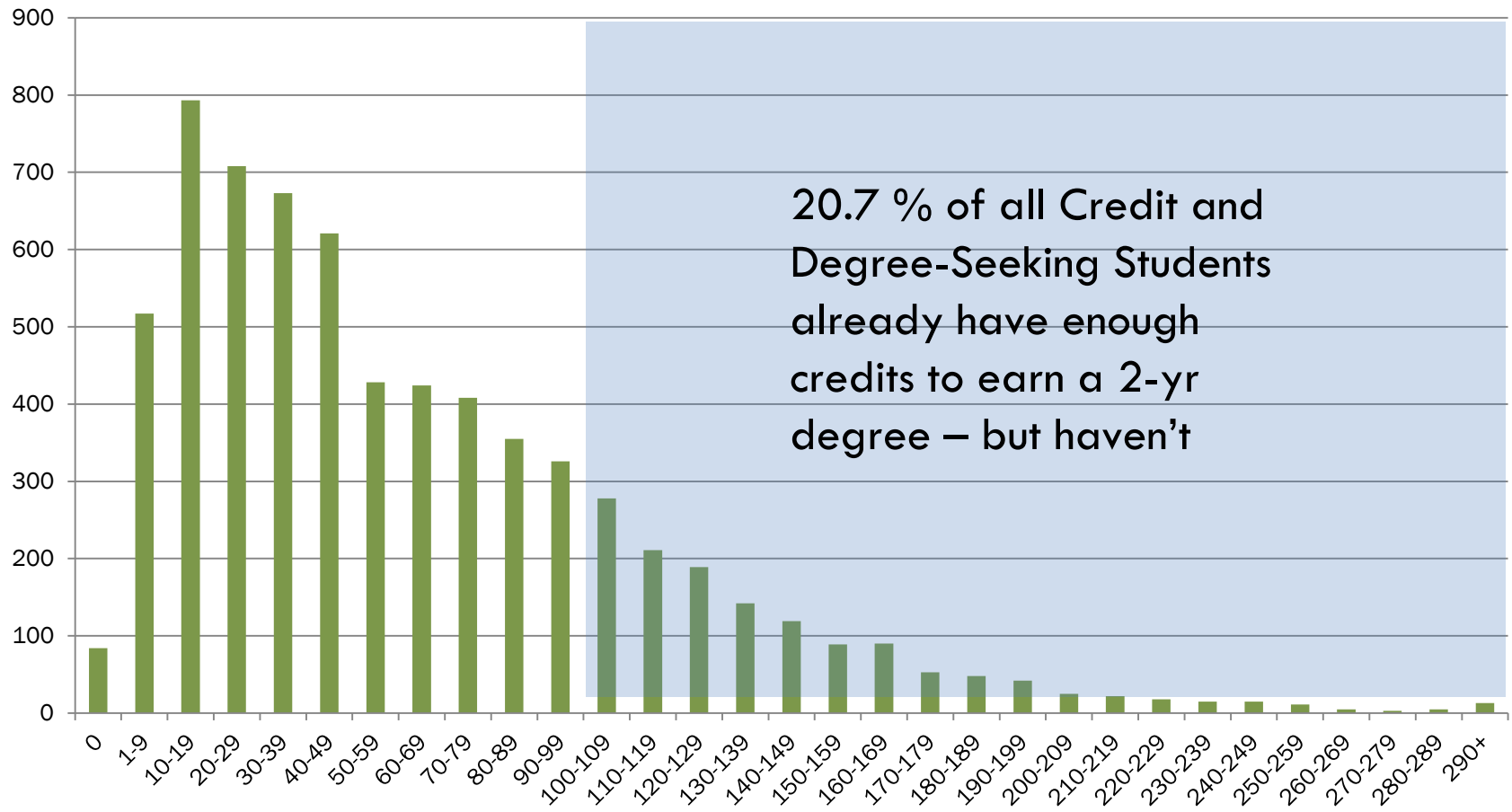
	Actual 2010 data (except 2009 Completions)
State of Oregon Community Colleges	
Public Funds	\$ 354,329,184
FTE (excludes CE & NonReim)	121,815
Credits/FTE	45
Seat Time/FTE	510
Credits @ 45/FTE	5,481,675
Hours @ 510/FTE	62,125,650
Public Funds/FTE	\$ 2,908.75
Public Funds/Credit	\$ 64.64
Public Funds/Hour	\$ 5.70
Degrees Completed*	14,374
Credits/Degree	381
Public Funds/Degree	\$ 24,650.41
Completions per 100 FTE	11.80
*Based on NCHEMS/WICHE Data	
(All other data from CCWD Oregon Community College Profile, Dec 2010)	

ANOTHER WAY?

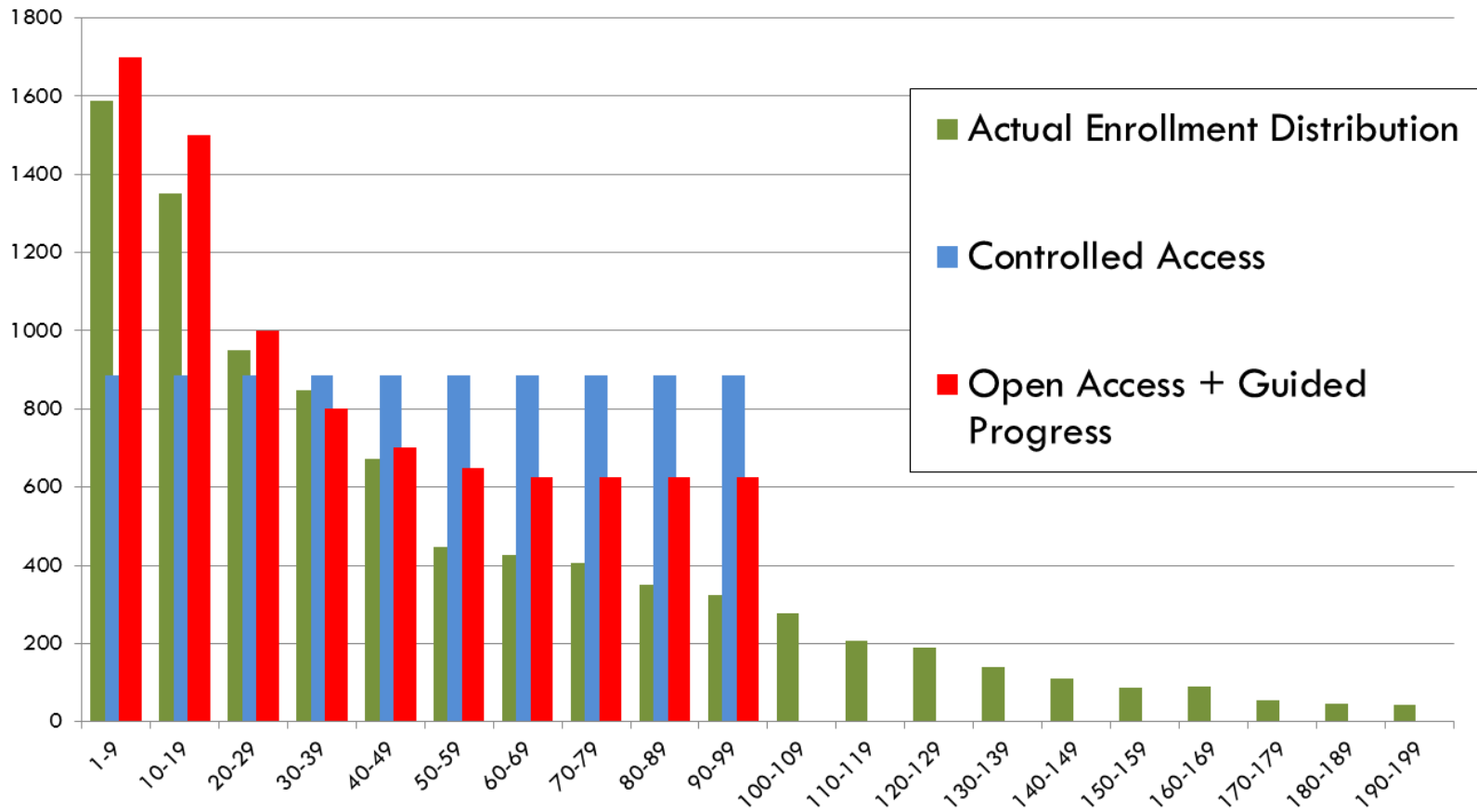
State of Oregon Community Colleges	Actual 2010 data (except 2009 Completions)	50% Increase in Completions + "Best Performing States" credits/degree yield
Public Funds	\$ 354,329,184	\$ 354,329,184
FTE (excludes CE & NonReim)	121,815	96,307
Public Funds/FTE	\$ 2,908.75	\$ 3,679.17
Degrees Completed*	14,374	21,561
Credits/Degree	381	201
Public Funds/Degree	\$ 24,650.41	\$ 16,433.61
Completions per 100 FTE	11.80	22.39
*Based on NCHEMS/WICHE Data		
(All other data from CCWD Oregon Community College Profile, Dec 2010)		

CREDITS EARNED DISTRIBUTION (LBCC 2010)

All Enrolled and Matriculated Students



OTHER MODELS – WHAT ABOUT ACCESS?



THE BIG QUESTION:

COMPLETION AS A MISSION – WHAT DOES THIS MEAN FOR/TO US, AND WHAT DOES IT LOOK LIKE?



SOME CLUES FOR DISCUSSION/CONSIDERATION...

“For America to stay competitive – academically, economically, and technologically – we need to rethink our understanding of intelligence, reevaluate our educational system, and reinvigorate our commitment to learning.”

- Clayton Christensen, Disrupting Class



SOME CLUES FOR DISCUSSION/CONSIDERATION...

“Our future must be defined by the needs and interests of those we serve, and not by the models or systems or structures we currently use to serve them.”

- Paraphrase of Robert Kriegel, in [If it ain't Broke, Break It!](#)



SOME CLUES FOR DISCUSSION/CONSIDERATION...

“We willfully chose not to see those things that challenge our current way of thinking, of doing, of being.”

- Paraphrase of Margaret Heffernan, in Willful Blindness

SOME CLUES FOR DISCUSSION/CONSIDERATION...

“The best way to lose a job is to do it...”

- Paraphrase of Seth Godin, in [Linchpin](#)

“An education that enables all of us to participate in, contribute to, and benefit from the cultural richness and economic vitality of our communities.”

